

Healthcare Estates

SHOW GUIDE

2024

teal

Welcome to Teal

Teal supply into a diverse range of healthcare environments. Our innovative, class leading products help to complement latest healthcare interiors, whilst satisfying the demands of clinical environments.

Our products focus on infection control, pressure management and manual handling and help to promote patient dignity, staff safety and contribute towards a therapeutic and healing patient environment.



Modular Seating	04 - 05		Overbed Tables	26 - 27
Beam & Bench Seating	06 - 11		Moulded Locker	28 - 29
Recliners	12 - 17		Office Seating	30 - 34
Overnight Sleep Solutions	18 - 19		Operator's Stool	35
Patient Seating	20 - 25			

teal+health

Find out more:

W: www.teal.co.uk

E: sales@teal.co.uk

 teal Furniture
 teal HealthCare

Quad

Modular

Quad is an easily configurable modular seating range, scalable using a palette of elements to create different room layouts in reception, waiting or outpatient areas.



QUAD / MODULAR

Multiple configuration options:

- + 90° curved or straight seat options, end arm(s), curved fabric end seats and wood finish table ends
- + Full back or sacral gap model options
- + Leg finish options (Onyx, Anthracite, Stone)



Core

Chair
& Beam seating

Core and Core Beam combine simple, timeless modern design with long lasting durability. Suitable for waiting and outpatient areas, training rooms, conference or meeting spaces.



CORE / CHAIR



CORE / BEAM SEATING (2 - 4 SEATS)

Multiple options, including plastic back & seat, plastic back & upholstered seat, upholstered back & seat, with & without arms.



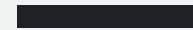
Tolero

Beam


Frame colour options:



Stone



Onyx



Anthracite

The perfect accompaniment for public waiting and outpatient areas, Tolero beam seating with slim, ergonomically designed posture back is designed for use in hospital and healthcare environments.

Strong, durable high grade tubular metal frame with anti-bacterial easy clean coated finish for infection management. Choose from 2-4 seats, with end and intermediate arm options.



TOLERO / 4-SEATER BEAM

Tolero

Bench

Frame colour options:



Stone



Onyx



Anthracite

Tolero Bench is ideal for staff areas, public waiting and outpatient areas with slim, ergonomically designed posture back designed for use in hospital and healthcare environments.

Strong, durable high grade tubular metal frame with anti-bacterial easy clean coated finish for infection management. Choose from 2 or 3 seats, without arms or with end arm options.



TOLERO / BENCH

Nevis

Patient Recliner

The latest addition to the Astra range, Nevis is a new manual recliner designed for use in hospital and healthcare environments, maintaining the perfect balance between modern aesthetic and ease of operation, with no compromise on comfort.

A hybrid recliner, Nevis can accommodate bariatric patients up to 220kg (35st/500lbs) and can also be used as a portering chair for patient transfer.



NEVIS / HYBRID RECLINER



Astra Lunar

Patient Recliner

Astra Lunar is a specialist Electric Reclining Patient Chair for multiple healthcare settings including ICU, Neurology, Oncology, Maternity and Patient bedrooms.

With a high specification as standard Lunar can be customised from a suite of options, including emergency back release. Dual motor controls allow independent control of the back and leg rest for personalised comfort.



ASTRA LUNAR / SPECIALIST RECLINER



Buddy

Attendant Chair
Day Bed

Buddy is designed for relaxation and for family sleepovers in patient rooms. Ideal for maternity, paediatrics and palliative care. Stylish contemporary design and easy to operate, Buddy extends to a 2-metre bed, with fully open head area and storage compartment with protective cover for pillows, blankets and other accessories.



BUDDY DAY BED / ATTENDANT CHAIR / DAY BED



Moby


Sofa Bed

Moby can help make the most of your space. Designed to fit into a patient room and provide a sleepover option when opened, whilst still maintaining a small footprint when closed.

Moby is designed with space and style in mind and easily converts into a 2-metre bed, with a practical underbed storage box for pillows and blankets.



MOBY / SOFA BED



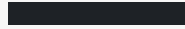
Tolero

High Back Patient Chair

Frame colour options:



Stone



Onyx



Anthracite

Tolero is a metal patient chair with full feature set, including removable seat, housekeeping wheels, height adjustable legs, slim contoured high back profile and infection management features. Designed for use in hospital and healthcare environments.



TOLERO / HIGH BACK PATIENT CHAIR

Tolero

Drop Arm Patient Chair

Frame colour options:



Stone



Onyx



Anthracite

Tolero is a metal patient chair with full feature set, including removable seat, Reflexion® high risk pressure relief seat, housekeeping wheels, height adjustable legs, slim contoured profile and infection management features. Designed for use in hospital and healthcare environments with drop arms for patient transfer.



TOLERO / HIGH BACK DROP ARM PATIENT CHAIR

Tolero

Mid Back Patient Chair

Frame colour options:



Stone



Onyx



Anthracite

Tolero is a metal patient chair with full feature set, including removable seat, housekeeping wheels, height adjustable legs, slim contoured profile and infection management features. A stylish, mid back patient chair designed for use in hospital and healthcare environments.



TOLERO / MID BACK PATIENT CHAIR

Infiniti

Overbed Table

Infiniti overbed table with sleek, sturdy design, horseshoe base - which allows usage around a chair or over a bed and infection control features to suit healthcare environments.

Smooth action height adjustable overbed table with anti-entrapment feature, high quality cast base with anti-bacterial finish and smooth, sealed underside. KYDEX® and tilt top options available.



INFINITI / OVERBED TABLE




Affiniti

Moulded Locker

Drawer colour options:



Blue



Grey

Designed using world leading technology Affiniti is an innovative, one piece moulded bedside locker for the modern care facility, with unique infection control features. Moulded wipe clean anti-bacterial polyethylene surfaces help reduce HCAI's. Able to withstand hypochlorite solution and tolerate Hydrogen Peroxide vapourisation. 100mm braked castors.



AFFINITI / MOULDED LOCKER



Standard Features

- Twin top drawers or full width medicine drawer which features stepped levels inside drawer for 500ml bottle
- Space for patient belongings
- Easy grip drawer handles
- Not handed - can be used either side of a bed
- Liquid containment top



Electronic Digi Lock option



Electronic RFID Lock option

Harlen

Multi-purpose
Seating

With uncompromising strength and durability as the key drivers of its design Harlen features black polyurethane seat and back, gas lift and optional castors for hard or soft floor coverings.

Suitable for a wide range of environments Harlen is available in a range of stools, multi-purpose chairs and height adjustable draughtsman stools.



HARLEN / MULTI-PURPOSE SEATING

Saturn

Office Chairs

Delivering the solution to support everyday work and wellbeing, Saturn is a new adaptable and functional range of office chairs.

Combining simple design with many ergonomic features usually associated with higher value task chairs, Saturn really has everything to achieve ultimate levels of comfort.



SATURN / OFFICE CHAIRS



Glide

Operator's Stool

Glide is a multi-purpose gas lift stool suitable for a variety of applications. Uncompromising strength and durability are the key drivers of this design, with a rise and separate tilt mechanism and easy clean vinyl for infection control.



teal

Branch Road
Lower Darwen
Lancashire UK
BB3 0PR

Tel:+44 (0) 1254 688210
Sales Freephone: 0800 980 8998
Email: sales@teal.co.uk
www.teal.co.uk

The Senator Group